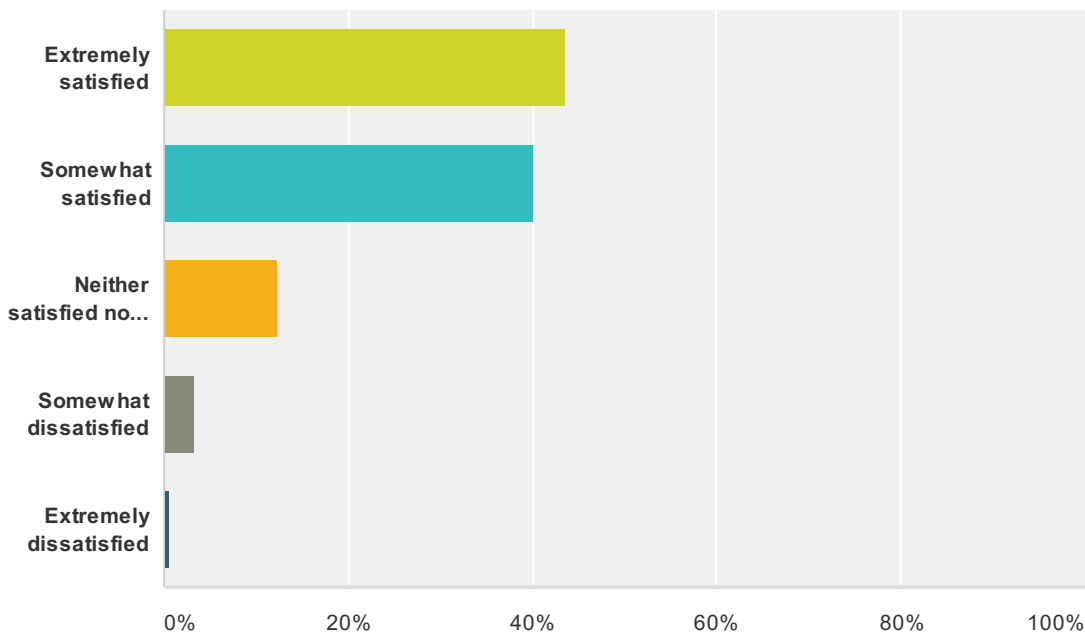


Q1 Overall, how satisfied are you with DSC opening hours?

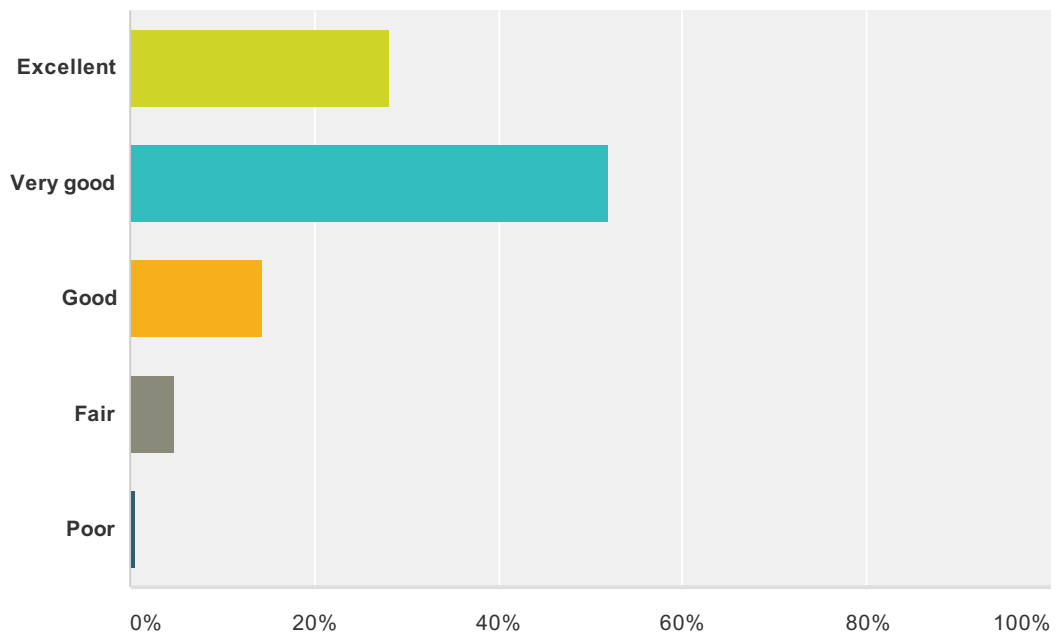
Answered: 147 Skipped: 0



Answer Choices	Responses	
Extremely satisfied	43.54%	64
Somewhat satisfied	40.14%	59
Neither satisfied nor dissatisfied	12.24%	18
Somewhat dissatisfied	3.40%	5
Extremely dissatisfied	0.68%	1
Total		147

Q2 How would you rate the venue?

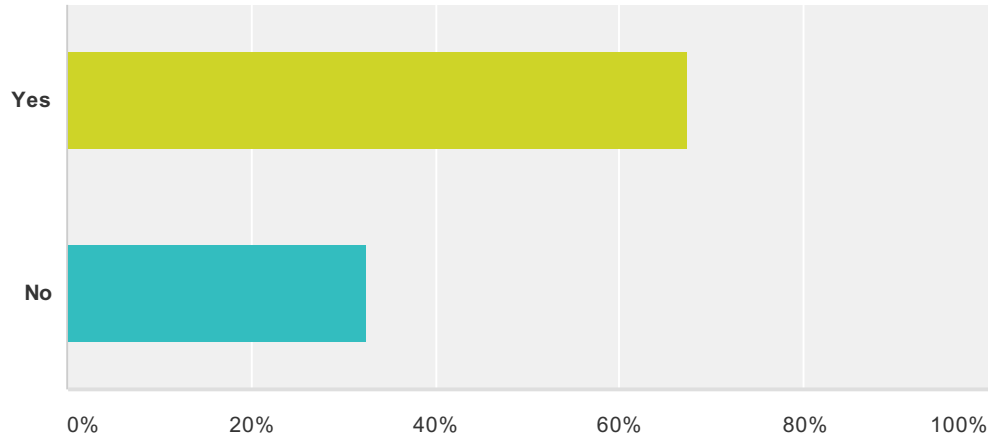
Answered: 146 Skipped: 1



Answer Choices	Responses	
Excellent	28.08%	41
Very good	52.05%	76
Good	14.38%	21
Fair	4.79%	7
Poor	0.68%	1
Total		146

Q3 Would you like to see the venue extended in any way? For example, outdoor BBQ area, children's playground, dedicated sports presentation area. Please comment.

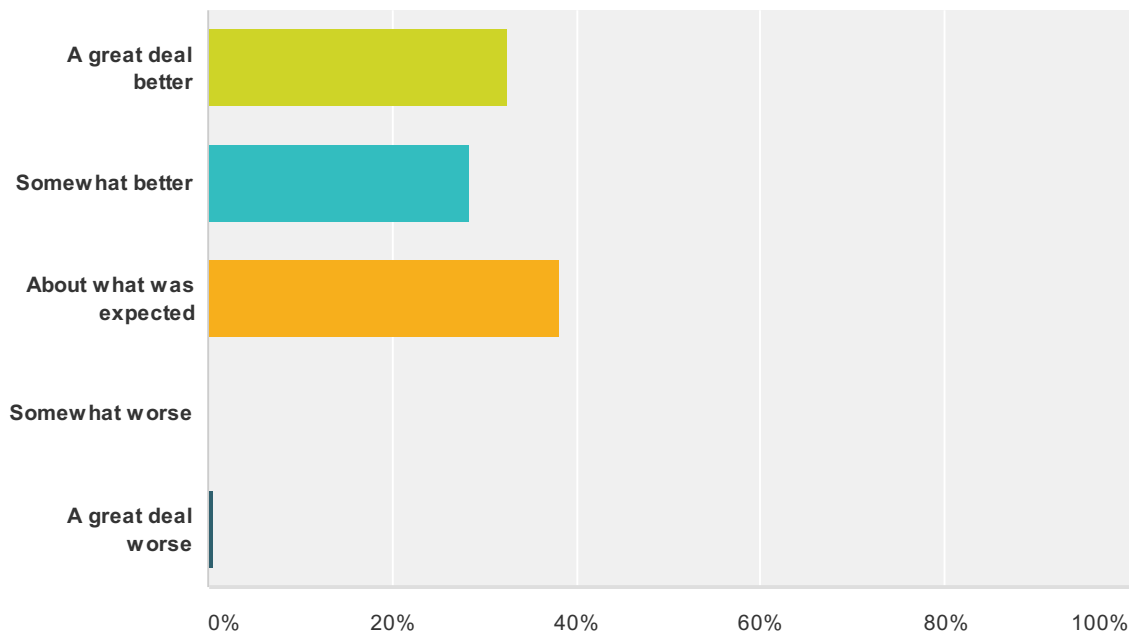
Answered: 138 Skipped: 9



Answer Choices	Responses	
Yes	67.39%	93
No	32.61%	45
Total		138

Q4 Did your Customer Service experience at DSC meet your expectation?

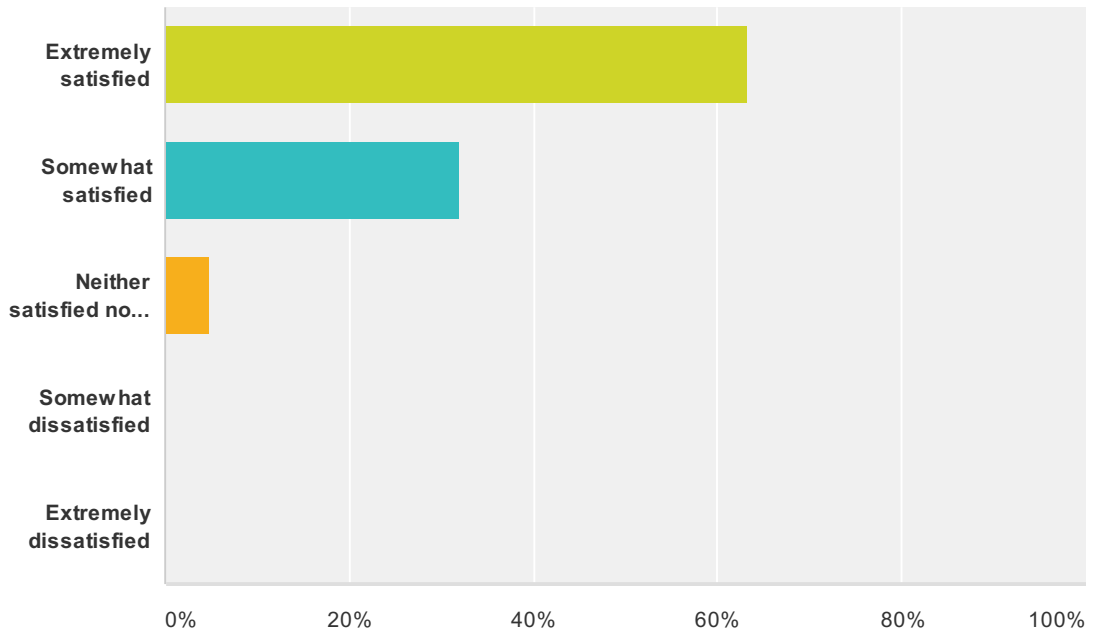
Answered: 144 Skipped: 3



Answer Choices	Responses	
A great deal better	32.64%	47
Somewhat better	28.47%	41
About what was expected	38.19%	55
Somewhat worse	0%	0
A great deal worse	0.69%	1
Total		144

Q5 Were you satisfied with your last experience at DSC bar?

Answered: 144 Skipped: 3



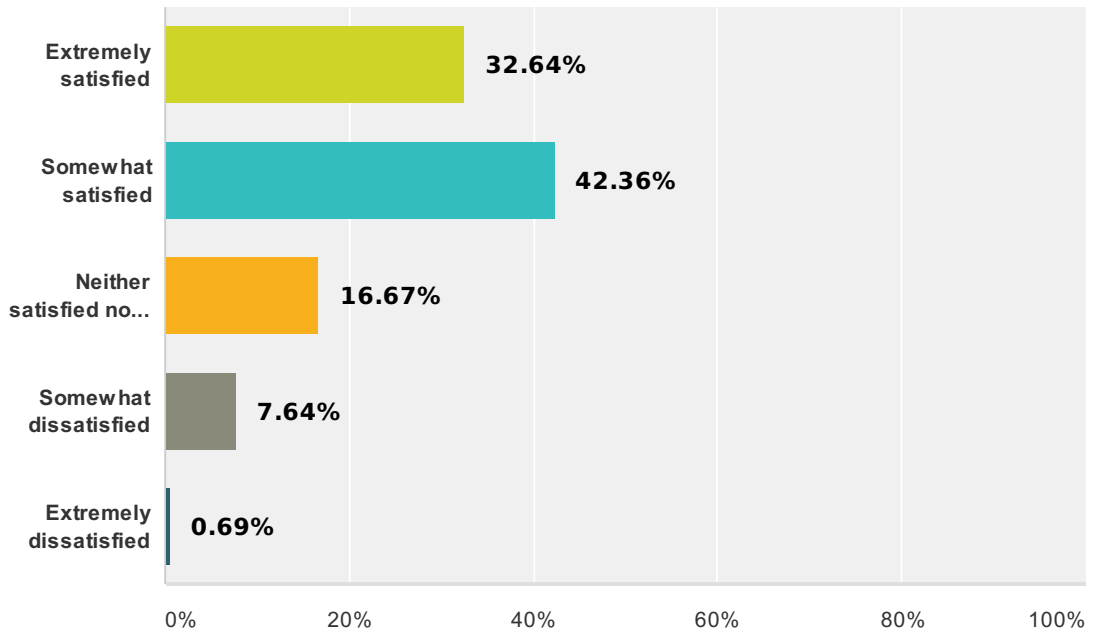
Answer Choices	Responses	Count
Extremely satisfied	63.19%	91
Somewhat satisfied	31.94%	46
Neither satisfied nor dissatisfied	4.86%	7
Somewhat dissatisfied	0%	0
Extremely dissatisfied	0%	0
Total		144

**Q6 What changes would most improve
DSC bar service?**

Answered: 73 Skipped: 74

Q7 Were you satisfied with your last experience at DSC restaurant?

Answered: 144 Skipped: 3



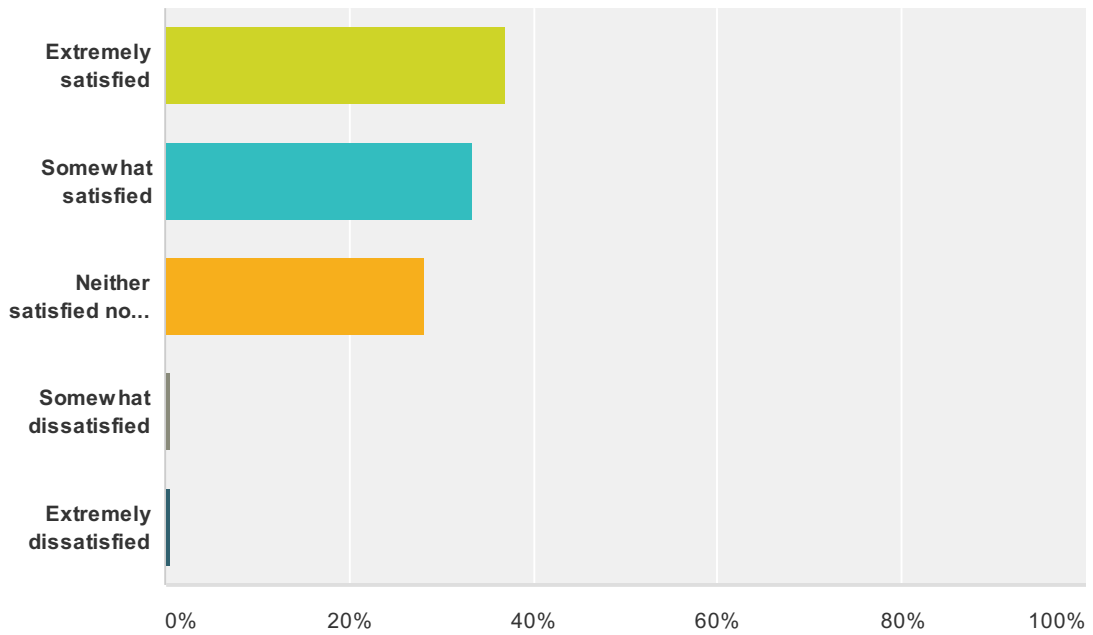
Answer Choices	Responses	Count
Extremely satisfied	32.64%	47
Somewhat satisfied	42.36%	61
Neither satisfied nor dissatisfied	16.67%	24
Somewhat dissatisfied	7.64%	11
Extremely dissatisfied	0.69%	1
Total		144

**Q8 What changes would most improve
DSC restaurant service?**

Answered: 92 Skipped: 55

Q9 How satisfied are you with the sports and recreation activities currently sponsored by DSC?

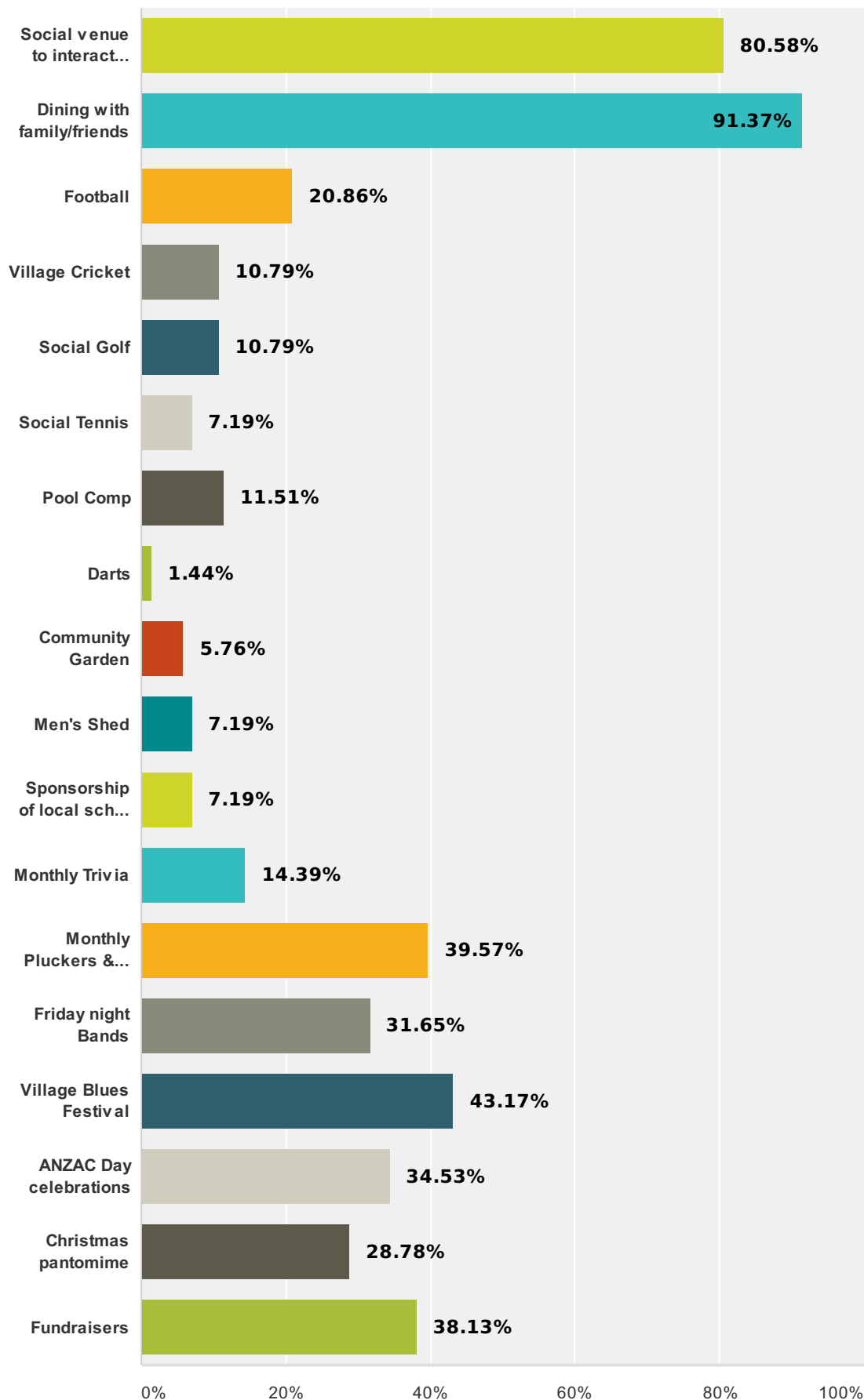
Answered: 138 Skipped: 9



Answer Choices	Responses
Extremely satisfied	36.96% 51
Somewhat satisfied	33.33% 46
Neither satisfied nor dissatisfied	28.26% 39
Somewhat dissatisfied	0.72% 1
Extremely dissatisfied	0.72% 1
Total	138

Q10 Please indicate sports and recreation activities that you (and/or your family) currently utilise at DSC.

Answered: 139 Skipped: 8

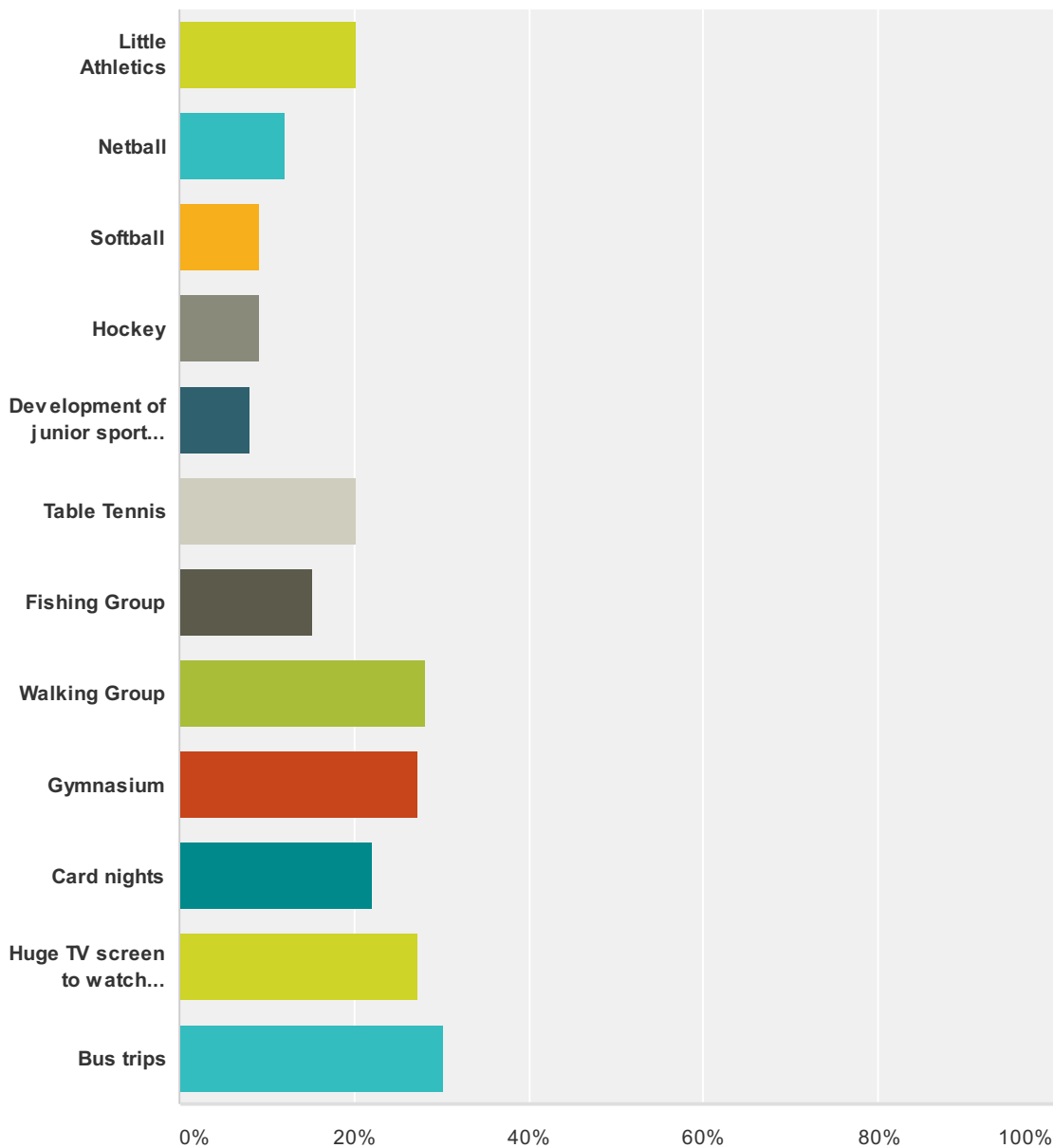


Dunoon Sports Club Member Survey

Answer Choices	Responses	
Social venue to interact with family/friends	80.58%	112
Dining with family/friends	91.37%	127
Football	20.86%	29
Village Cricket	10.79%	15
Social Golf	10.79%	15
Social Tennis	7.19%	10
Pool Comp	11.51%	16
Darts	1.44%	2
Community Garden	5.76%	8
Men's Shed	7.19%	10
Sponsorship of local school swimming programs	7.19%	10
Monthly Trivia	14.39%	20
Monthly Pluckers & Poets	39.57%	55
Friday night Bands	31.65%	44
Village Blues Festival	43.17%	60
ANZAC Day celebrations	34.53%	48
Christmas pantomime	28.78%	40
Fundraisers	38.13%	53
Total Respondents: 139		

Q11 Are there other sports and recreation activities that you would like available at DSC? Choose from examples below or add activities to "Other" comment box.

Answered: 99 Skipped: 48



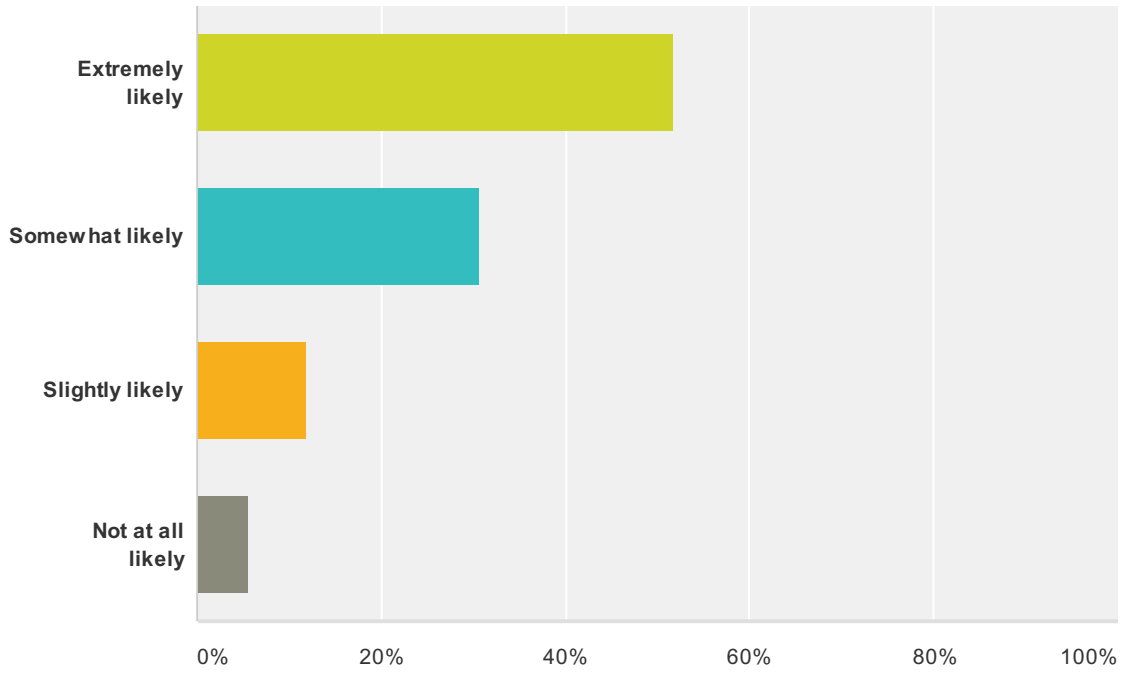
Answer Choices	Responses
Little Athletics	20.20% 20
Netball	12.12% 12
Softball	9.09% 9
Hockey	9.09% 9
Development of junior sports (please specify in comment box)	8.08% 8
Table Tennis	20.20% 20
Fishing Group	15.15% 15
Walking Group	28.28% 28

Dunoon Sports Club Member Survey

Gymnasium	27.27%	27
Card nights	22.22%	22
Huge TV screen to watch world/international sporting events	27.27%	27
Bus trips	30.30%	30
Total Respondents: 99		

Q12 How likely is it that you would recommend DSC to family, friend or colleague for a function, conference, other?

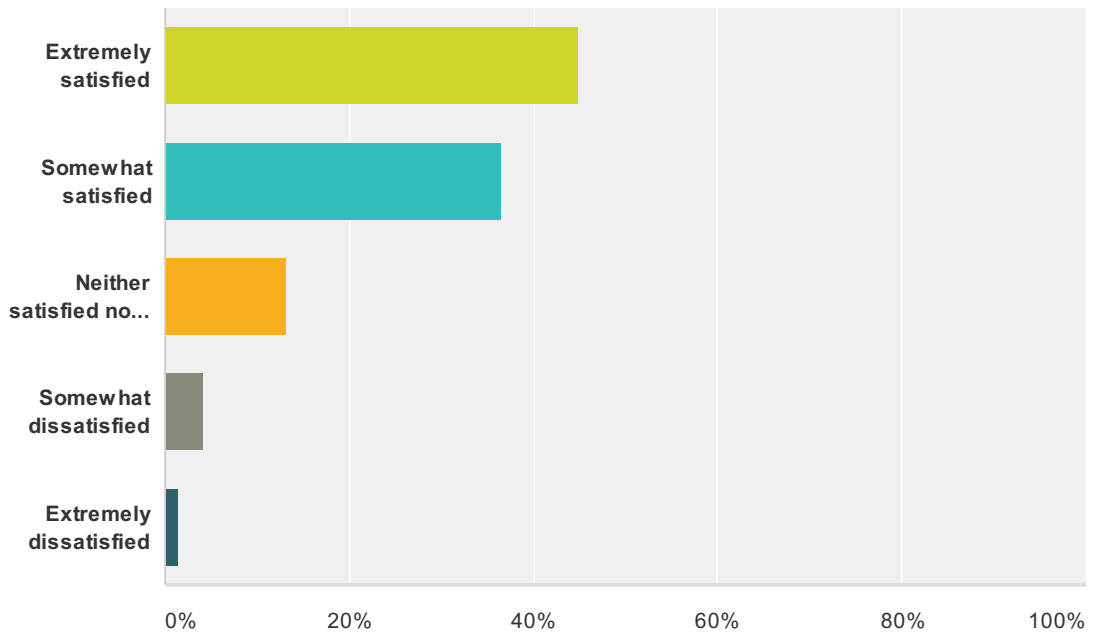
Answered: 143 Skipped: 4



Answer Choices	Responses
Extremely likely	51.75% 74
Somewhat likely	30.77% 44
Slightly likely	11.89% 17
Not at all likely	5.59% 8
Total	143

Q13 Overall, how satisfied are you with DSC communications and marketing to members?

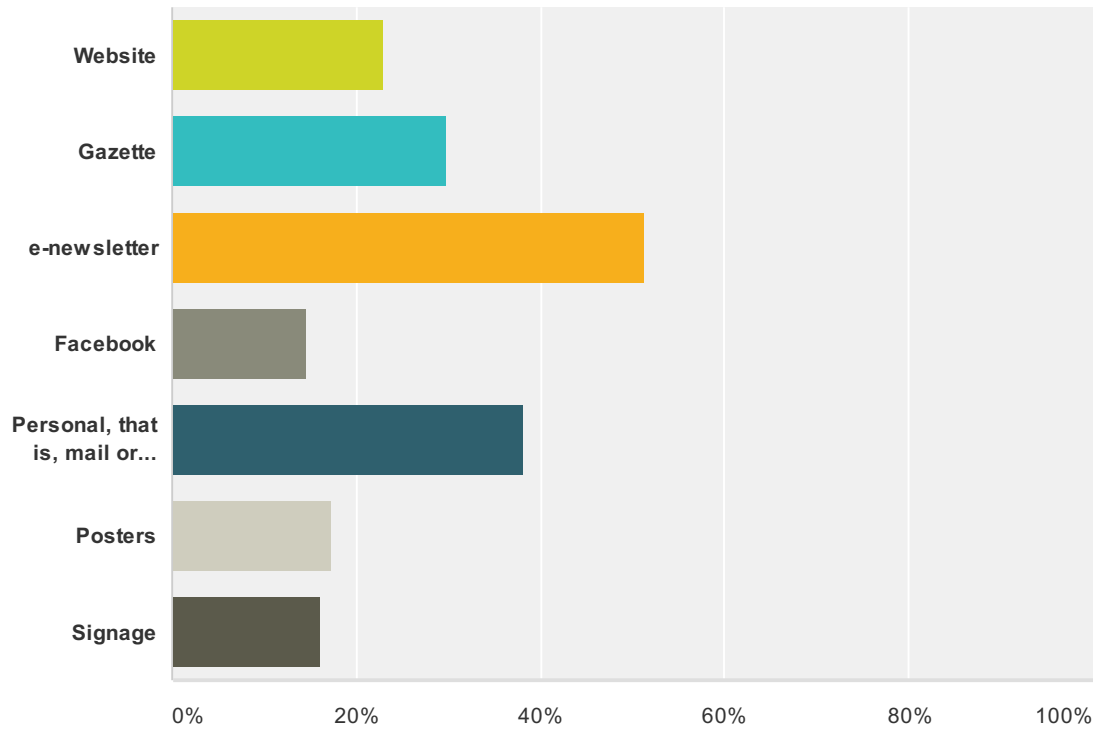
Answered: 145 Skipped: 2



Answer Choices	Responses
Extremely satisfied	44.83% 65
Somewhat satisfied	36.55% 53
Neither satisfied nor dissatisfied	13.10% 19
Somewhat dissatisfied	4.14% 6
Extremely dissatisfied	1.38% 2
Total	145

Q14 What is your preferred communication media?

Answered: 144 Skipped: 3



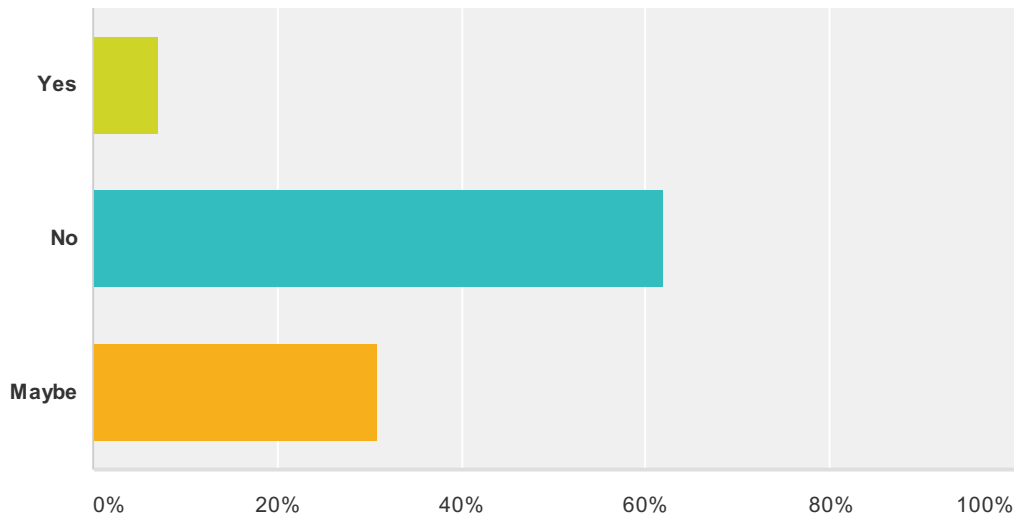
Answer Choices	Responses	Count
Website	22.92%	33
Gazette	29.86%	43
e-newsletter	51.39%	74
Facebook	14.58%	21
Personal, that is, mail or email	38.19%	55
Posters	17.36%	25
Signage	15.97%	23
Total Respondents: 144		

**Q15 How can DSC
communications/marketing be improved?**

Answered: 147 Skipped: 0

Q16 Would you like to be involved in the organising, decision making, creating, social, or operations of DSC?

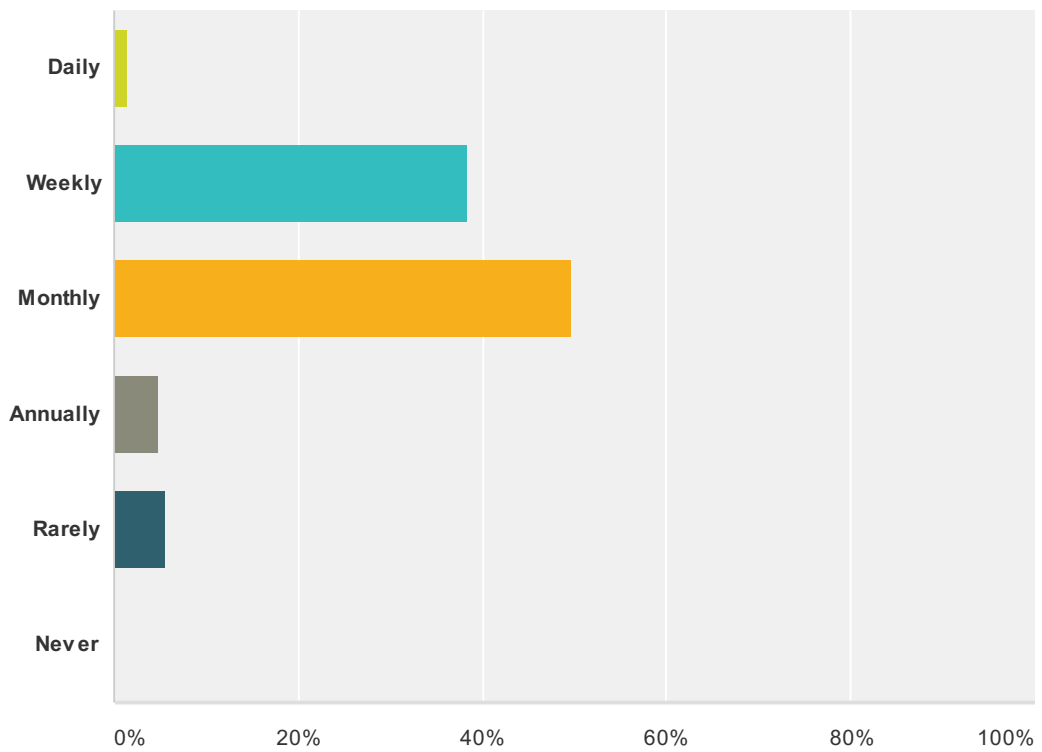
Answered: 142 Skipped: 5



Answer Choices	Responses
Yes	7.04% 10
No	61.97% 88
Maybe	30.99% 44
Total	142

Q17 How often do you attend the DSC?

Answered: 143 Skipped: 4



Answer Choices	Responses
Daily	1.40% 2
Weekly	38.46% 55
Monthly	49.65% 71
Annually	4.90% 7
Rarely	5.59% 8
Never	0% 0
Total	143

Q18 Please share any other comments, questions, or concerns you may have about DSC.

Answered: 59 Skipped: 88

Q19 Where do you live?

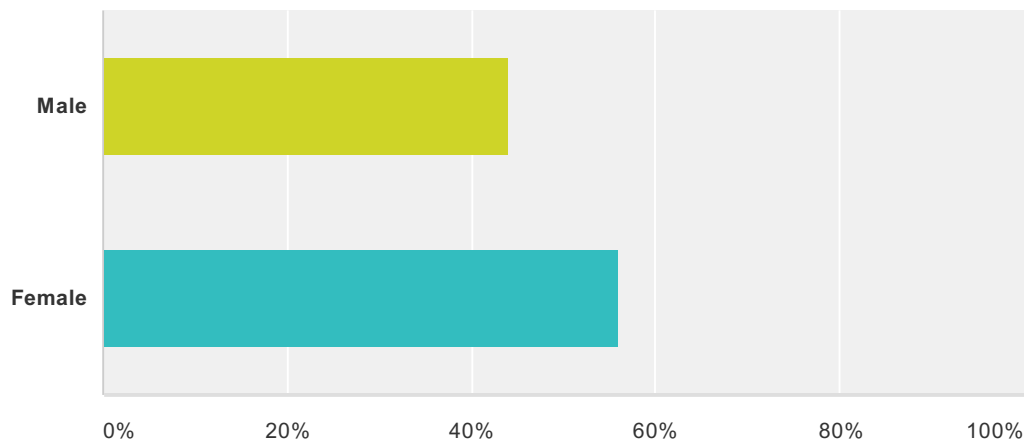
Answered: 144 Skipped: 3

Answer Choices	Responses	
Name of Town/Village	97.22%	140
Post Code:	91.67%	132

Dunoon Sports Club Member Survey

Q20 Gender

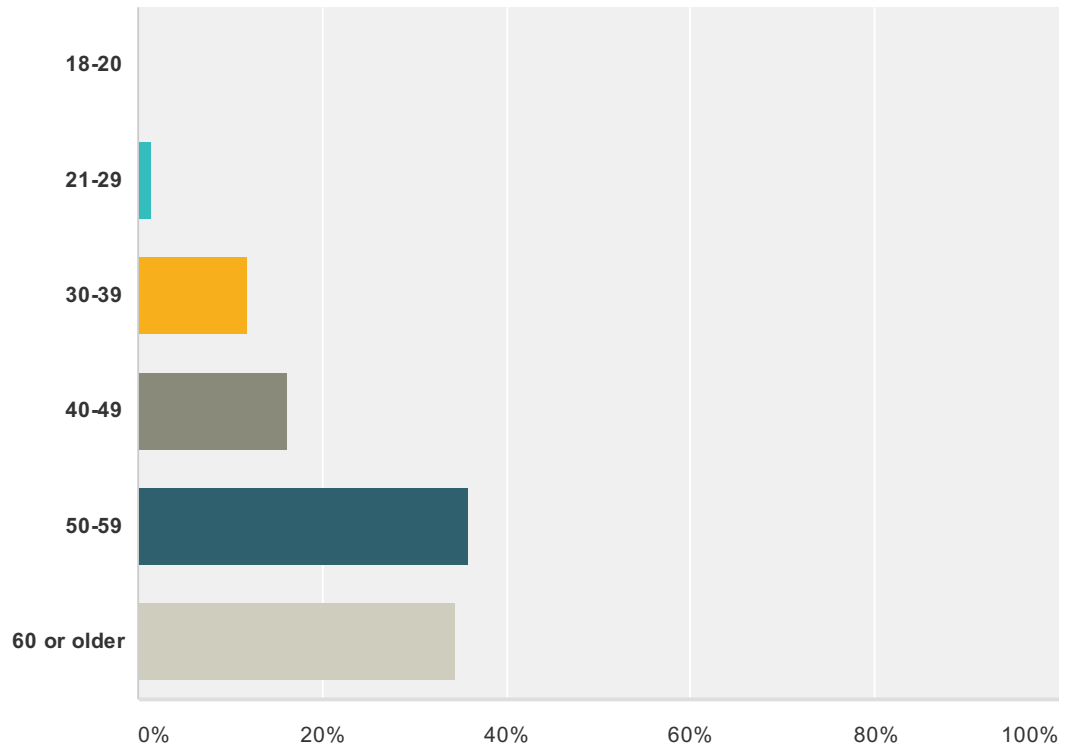
Answered: 141 Skipped: 6



Answer Choices	Responses
Male	43.97% 62
Female	56.03% 79
Total	141

Q21 Which category below includes your age?

Answered: 142 Skipped: 5



Answer Choices	Responses
18-20	0% 0
21-29	1.41% 2
30-39	11.97% 17
40-49	16.20% 23
50-59	35.92% 51
60 or older	34.51% 49
Total	142

Q22 How many children, by age, currently live in your household?

Answered: 132 Skipped: 15

Answer Choices	Responses	
No Children	72.73%	96
Less than 5 years old	12.12%	16
5 - 10 years old	15.91%	21
11 - 14 years old	16.67%	22
15 - 17 years old	10.61%	14